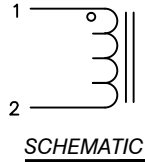


The information contained in this drawing is the sole property of Coil Winding Specialist, Inc. Any reproduction in part or whole without written permission of Coil Winding Specialist, Inc. is prohibited.

REVISION HISTORY

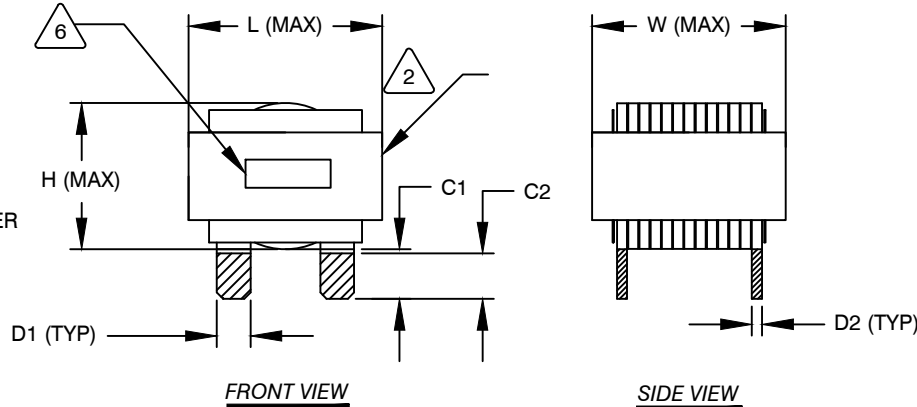
REV	ECN	DESCRIPTION	SIGN & DATE			
			BY	DATE	CHK	DATE
A		PRODUCTION RELEASE	RCL	6/22/11	JCL	3/21/11



DIMENSIONAL TOLERANCE

	mm	inch
C1	13.87±1.50	0.57 ± 0.06
C2	11.98±1.00	0.47 ± 0.04
D1	7.5 (TYP)	0.30 (TYP)
D2	1.0 (TYP)	0.04 (TYP)
L	58.0 MAX	2.29 MAX
W	58.0 MAX	2.29 MAX
H	36.0 MAX	1.41 MAX

- 8 APPLICATION: OUTPUT CHOKE, HIGH DC-BIAS INDUCTOR, INPUT FILTER
- 7 BUILT TO RoHS COMPLIANCE AND LEAD FREE.



DC-BIAS	L
0A	168.1uH
5A	167.7uH
10A	164.5uH
15A	159.7uH
20A	151.6uH
25A	142.1uH
30A	136.0uH
40A	116.0uH
50A	103.0uH
60A	83.0uH

- 6 MARK PART NUMBER AND REVISION WHERE SHOWN
- 5 VANISH PART AND CURE
APPLY SILICON WHERE SHOWN

WRAP TAPE AROUND CORES WITH CORES AND NOMEX SPACERS
ASSEMBLE PRE FORMED FLAT HELICAL COIL CONSTRUCTION
WEIGHT: 499.1 GRAM (Typ)
RECOMMENDED OPERATING TEMP: -40°C TO 85°C AT 55 °C AMBIENT
HI-POT TEST FOR WINDING TO CORE ISOLATION. 1000VDC @ 2mA, 1 MIN
INTERWINDING CAPACITANCE @ 10KHZ = 16.84pF (TYP)
|z|@SRF=5.2 KILO-OHM
SRF=3.0 MHz

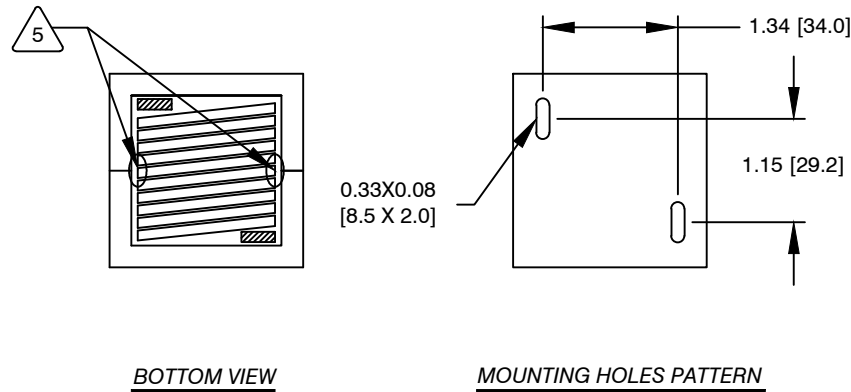
- 4 CONSTRUCTION
- 3 SPECIFICATIONS:

VANISH DOLPH or EQUAL
SILICON DOW CORNING OR EQUAL
NOMEX SPACERS FOR SIDE AND CENTER LEG OF CORES
OUTER WRAP: 3M GLASS OR EQUAL
WIRE: UL RECOGNIZED 200°C RATED MAGNET WIRE
CORE: COMPACTED POWDERED CORE

- 1 MATERIAL: UL RECOGNIZED 94V-0 FOR FLAMMABILITY

NOTES: UNLESS OTHERWISE SPECIFIED. READ FROM BOTTOM UP.

CAGE CODE: 5DME2



QTY	CODE IDENT	MFG. P/N	DESCRIPTION	ITEM NO.
PARTS LIST				
AUTOCAD		X		
SOLIDWORKS				
SIGN		DATE		
DRAWN		RL	2/11/11	
CHECKED		JLAU	2/11/11	
ENGR.		JLAU	2/11/11	
APPR.		JLAU	2/11/11	
TITLE:		High Current Helical Inductor 170 uH, 60 Amps, Horizontal		
SIZE		DWG. NO.		REV
B		EK55246-171M-60AH		A
SCALE		NOT_TO_SCALE		SHEET 1 OF 1

UNLESS OTHERWISE SPECIFIED
DIMENSIONING AND TOLERANCE PER ANSI Y14.5M
ALL DIMENSIONS ARE IN INCHES AND [MILLIMETERS].
TOLERANCE INCHES:
.XXX±.010 .XX±.020 $\angle = \pm 0'30''$
TOLERANCE METRICS:
.XXX±.254 .XX±.51 $\angle = \pm 0'30''$
ANGLE PROJECTION
DO NOT SCALE DRAWING